



Control of Mixed Populations of Bollworm and Fall Armyworm in Non-Bollgard Cotton

Manda Cattaneo¹, Brant Baugh², Dustin Patman³ and David Kerns⁴

¹Texas AgriLife Extension Service


¹Gaines, ²Lubbock, ³Floyd and Crosby Co.

⁴Texas AgriLife Research and Extension Center, Lubbock, TX



Introduction

Bt transgenic cotton varieties have resulted in a dramatic reduction in damage due to lepidopteran pests. However, the cotton bollworm, *Helicoverpa zea* (Boddie), continues to be one of the most damaging pests of cotton in the Texas High Plains, resulting in 89,440 lost bales in 2010. An estimated 220,000 acres of cotton were treated with insecticides for bollworms; most, if not all, of this cotton was comprised of non-Bt varieties, which made up about 50% of the planted acreage in the Texas High Plains in 2010. Currently, pyrethroids are the products of choice for chemically controlling bollworm infestations. In addition to bollworms, fall armyworms, *Spodoptera frugiperda* (J.E. Smith), are an occasional pest of cotton in the High Plains, and usually occur concurrently with bollworm infestations. However, unlike bollworms, fall armyworms are difficult to control with pyrethroids, but are more effectively controlled with alternative chemistries such as Belt (flubendiamid). Although the high rate of Belt (3 fl-oz/acre) has demonstrated excellent activity towards beet armyworms, *Spodoptera exigua* (Hübner), and some activity towards bollworms in the Texas High Plains, its ability to control high populations of bollworms and fall armyworms is uncertain. Additionally, because of the high cost associated with treating cotton with Belt at the high rate (3 fl-oz/acre), many growers and consultants would prefer to utilize a lower rate of Belt (2 fl-oz/acre) and possibly tank-mix with a low cost pyrethroid.



Cotton bollworm

Fall armyworm

Objectives

1. To determine the efficacy of several commonly used pyrethroids for control of bollworms and fall armyworms in cotton.
2. To determine if the low labeled rate of Belt (2 fl-oz/acre) is effective in controlling bollworms and fall armyworms.
3. To determine if tank mixing a lower rate of Belt (2 fl-oz/acre) with a pyrethroid provides cost effective control.

Materials and Methods

This test was conducted on a commercial farm located in Gaines Co., south of Loop, TX. The cotton variety 'Dyna-Grow 2400RF' was grown on 40-inch rows and irrigated using a pivot irrigation system. Plots were 4-rows wide x 60-feet long. Plots were arranged in a randomized complete block design with 4 replicates. The insecticide treatments and rates are outlined in Table 1. Treatments were applied on 17 August 2010.

Materials and Methods (continued)

Treatment	Active Ingredient	Rate (product/ac)
1) Untreated		
2) Mustang Max 0.83EC	Zeta-cypermethrin	3.4 fl-oz
3) Mustang Max 0.83EC	Zeta-cypermethrin	2.6 fl-oz
4) Karate 1EC	Lambda-cyhalothrin	5.12 fl-oz
5) Hukler 2.5EC	Cypermethrin	5.0 fl-oz
6) Belt 480SC	Flubendiamid	2.0 fl-oz
6) Mustang Max 0.83EC + Belt 480SC	Zeta-cypermethrin + Flubendiamid	2.6 fl-oz + 2.0 fl-oz

All treatments included Dyno-Amc non-ionic surfactant at 0.25% v/v.

Bollworm and fall armyworm populations were estimated by counting the number of worms on 10 whole plants per plot.

Larvae were separated by species, and size was estimated by length: small larvae (<1/4 inch), medium larvae (1/4 to 5/8 inch) and large larvae (>5/8 inch). Small larvae were not separated by species because they could not be distinguished from one another in the field.

The test was harvested on 5 November 2010, using a 28-inch hand basket stripper. Six samples were harvested per plot and pooled. All samples were weighed, ginned and classed.

All data were analyzed using ARM and the means were separated using an F protected LSD ($P < 0.05$).

Results and Discussion

On 17 August, prior to insecticide application, the population of medium and large worms averaged 11,440 and 2,280 bollworms and fall armyworms per acre, respectively (estimated plant population = 40,000 per acre) (Figures 1A & B). This is well above the action threshold of 5,000 worms per acre. Although smaller worms could not be speciated, the population of small worms across both species was estimated to be 25,440 worms per acre (Figure 1C). The action threshold for small larvae is 10,000 worms per acre.

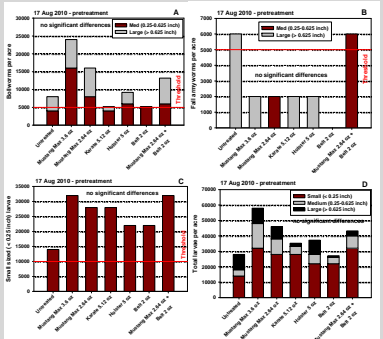


Figure 1. Number of medium and large bollworm larvae per acre before application (A), medium and large fall armyworms (B), total small larvae (C), and total larvae by size: no significant differences were detected among any of the treatments for any parameter based on an F protected (LSD, $P > 0.05$).

Results and Discussion (continued)



Worm feeding damage under a bloom tag

Using speciation of medium sized worms in the untreated plots at 7 DAT, the number of small bollworms and fall armyworms were estimated before treatment. The worm population at this test site was estimated to be ~70% bollworms. By size, bollworms comprised 52%, 85% and 73% of the small, medium and large sized larvae respectively (Figure 2). Total larvae across both species and all sizes averaged 38,840 worms per acre (Figure 1D). During pretreatment counts, it was noted that many of the small worms were feeding under bloom tags. Additionally, the cotton in this test was growthy (~46 inches in height); thus obtaining adequate insecticide coverage was likely to be difficult.

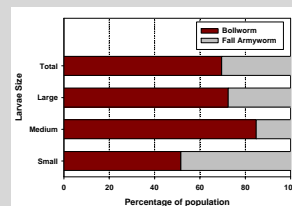


Figure 2. Percentages of bollworms and fall armyworms by size on 17 August, prior to treatment.

At 7 DAT, all of the treatments had fewer medium and large bollworms than the untreated with the exception of Belt at the lower rate (2 fl-oz/acre) (Figure 3A). There were no differences among the other treatments. Generally, Belt is thought to be relatively more efficacious towards fall armyworms than bollworms. As expected, at its lowest labeled rate, Belt did not provide effective bollworm control; especially in growthy cotton where many of the small larvae were feeding under bloom tags.

Against fall armyworms, the only treatment that differed from the untreated was the tank mix of Mustang Max + Belt (Figure 3B). Pyrethroids are generally considered weak against fall armyworms. Belt is known to have good activity towards fall armyworms. However, Belt at the lower rate (2.0 fl-oz/acre) failed to achieve adequate control. It is not certain if increasing the rate of Belt (3 fl-oz/acre) would alleviate this problem, but much of the difficulty in control may be related to the need for Belt to be consumed to maximize activity. Although Belt is translaminar, larvae moving from fruit to fruit are less likely to encounter toxicant than if it were a contact poison.

When evaluating activity across both species, because the population was predominately bollworms, the high rates of the pyrethroids and the low rate of Mustang Max + Belt all reduced the population significantly lower than the untreated (Figure 3C).

Results and Discussion (continued)

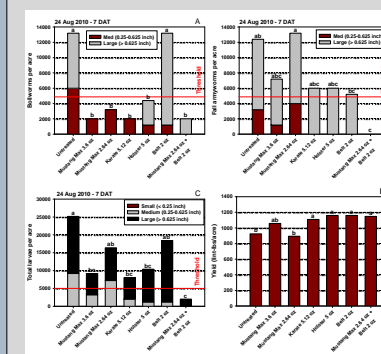


Figure 3. Number of medium and large bollworm larvae per acre 7 days after treatment (A), medium and large fall armyworms (B), total larvae (C), and yield (D); Bars within a chart capped by the same letter are not significantly different based on an F protected (LSD, $P > 0.05$).

There were no significant differences in yield among the high rates of the pyrethroids, Belt alone or the tank mix of the low rate of Mustang Max + the low rate of Belt (Figure 3D).

Although Belt alone (2.0 fl-oz/acre) appeared to be ineffective, it did not differ in yield from the best performing treatment. The reason for this is not certain: it could be an aberration in the data, or Belt may be providing undetectable control. Similar results were observed in a test conducted in 2008.

Yield was negatively correlated with the total worm population (Figure 4). Based on this regression, approximately 9,000 larvae per acre resulted in a 10% yield reduction. The ratio of small larvae to medium and large larvae was approximately 7:3. Considering an action threshold of 10,000 small or 5,000 medium and large larvae per acre threshold, 9,000 total larvae per acre is close to the estimated threshold of 8,500 larvae based on the 7:3 ratio we encountered.

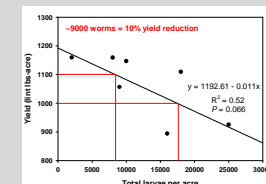


Figure 4. Linear relationship between all sizes of bollworms and fall armyworms and yield.

Acknowledgements

This project was funded in part by Plains Cotton Growers, Inc.

